

Dis Ours, tu m'aimes?

ATELIER SAINT-VALENTIN

Suspension en forme de coeurs

MATÉRIEL

- 4 PDF à imprimer (coeurs à découper)
- 1 cintre
- Ciseaux
- Fil transparent
- Ruban adhésif






1. Imprime et découpe les 4 PDF qui suivent de **Dis Ours, tu m'aimes ?**
2. Découpe des morceaux de fil de taille différente
3. Accroche au dos de chaque cœur le fil transparent avec un ruban adhésif à des hauteurs différentes. L'ensemble doit former un cœur.
4. Suspends chaque fil au cintre !







DIS OURS, TU M'AIMES ?
www.little-urban.fr

ILLUSTRATION COPYRIGHT ©2016 BY BENJI DAVIS ©2018 LITTLE URBAN








DIS OURS, TU M'AIMES ?
www.little-urban.fr

ILLUSTRATION COPYRIGHT ©2016 BY BENJI DAVIS ©2018 LITTLE URBAN




DIS OURS, TU M'AIMES ?
www.little-urban.fr

ILLUSTRATION COPYRIGHT ©2016 BY BENJI DAVIS ©2018 LITTLE URBAN



DIS OURS, TU M'AIMES ?
www.little-urban.fr

ILLUSTRATION COPYRIGHT ©2016 BY BENJI DAVIS ©2018 LITTLE URBAN



DIS OURS, TU M'AIMES ?
www.little-urban.fr

ILLUSTRATION COPYRIGHT ©2016 BY BENJI DAVIS ©2018 LITTLE URBAN

